
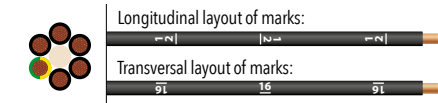
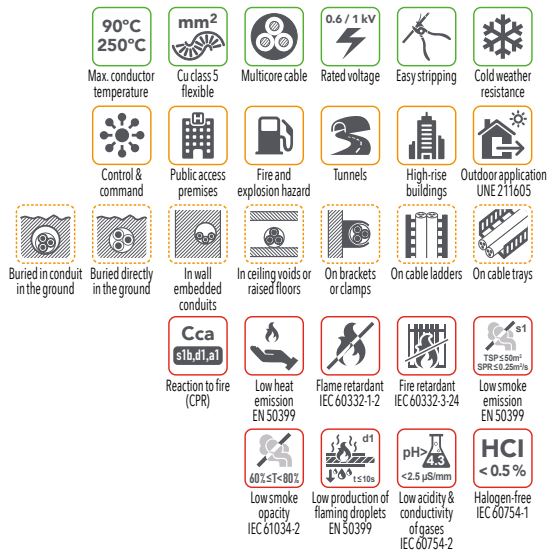


AFIRENAS X MULTIPLE RZ1-K (AS) 0,6/1 kV

DoP : MC1000RZ1KMULTIPLE. FAMILIA MIGUÉLEZ 207



- Standards (construction/tests): IEC 60502-1.
- Technical designation: RZ1-K (AS) 0.6/1 kV.
- Construction:
 - Conductor: Copper, class 5 (IEC 60228)
 - Insulation: XLPE (IEC 60502-1)
 - Oversheath: Thermoplastic polyolefin (LSZH) type ST8 (IEC 60502-1). Filler (optional) of halogen free compound, compatible with insulation and oversheath material.
- Rated voltage (Uo/U): 0.6/1 kVAC.
- Max. conductor temperature. Normal operation / short-circuit (t≤5s): 90 °C / 250 °C.
- Range: Multicore cable. Configurations: (6...30)G1,5 mm² / (6...20)G2,5 mm².
- Reaction to fire classification (CPR - EN 50575 & EN 13501-6): Cca-s1b,d1,a1.
- Other fire performance features (when CPR Regulation is not applicable): Flame retardant, fire retardant, halogen-free and low gas and smoke emission with low opacity/toxicity/corrosivity/conductivity (IEC 60332-1-2, IEC 60332-3-24, IEC 60754-1, IEC 60754-2 and IEC 61034-2).
- Applications: Especially suitable as a command or control cable for fixed installations in tunnels, public access premises (hospitals, airports, schools...), places with fire or explosion hazard, high-rise buildings and whenever its special fire performance behaviour is required. Suitable for indoor and outdoor (protected from direct and continuous exposure to UV radiation) installations, on supports in the air (brackets, clamps, cable trays, cable ladders...), in conduits or directly buried.
 - Temperature ranges:
 - Maximum ambient temperature: +60 °C.
 - Minimum ambient temperature: -30 °C (static, permanently installed, protected against mechanical damage, without exposure to movement, mechanical damages, shocks, or vibrations).
 - Minimum temperature for cable laying during installation and assembly of accessories: 0 °C. This temperature is valid for the cable itself and not for the environment. If possible, the temperature of the cable shall be raised before laying (e.g., storing it in a heated building) to facilitate handling and reduce the risk of damages.
 - Minimum bending radius: 4xD (D<25); 5xD(25≤D≤50); 6xD(D>50). D = overall diameter of the cable in mm. Bending nearby the temperature limits should be carried out extra carefully.
 - Maximum pulling force:
 - If the traction force is applied on the copper conductors: F = 50 x S (N). S = cross-sectional area of the conductors (in mm²).
 - If the traction force is applied on the oversheath: F = 5 x D² (N). D = overall diameter of the cable (in mm).
 It is assumed that the cable route is well designed for the laying procedure with well-established curves and enough cable rollers. Special attention shall be paid to the required minimum bending radius.
- Identification: Oversheath colour → Green (93) or black (92).
 - Core identification for multiconductor cables (N> 5 cores): EN 50334 (N-1 numbered black cores + G/Y).



- Packaging: Drum/cut to length (03).

NOTE:

Some references may require minimum order quantities (MOQ).

| Code* | No. of cores & nominal cross-sectional area | Insulation thickness | Overall diameter | Total weight | Maximum electrical resistance at 20°C (DC) |
|-------------|---------------------------------------------|----------------------|------------------|--------------|--------------------------------------------|
| | mm ² | | | | |
| 82070611-50 | 6 G 1,5 | 0,7 | 12,9 | 224 | 13,3 |
| 82070612-50 | 6 G 2,5 | 0,7 | 14,1 | 292 | 7,98 |
| 82070711-50 | 7 G 1,5 | 0,7 | 12,9 | 240 | 13,3 |
| 82070712-50 | 7 G 2,5 | 0,7 | 14,1 | 317 | 7,98 |
| 82070811-50 | 8 G 1,5 | 0,7 | 14,1 | 270 | 13,3 |
| 82070812-50 | 8 G 2,5 | 0,7 | 15,5 | 358 | 7,98 |
| 82071011-50 | 10 G 1,5 | 0,7 | 16,2 | 331 | 13,3 |
| 82071012-50 | 10 G 2,5 | 0,7 | 17,8 | 441 | 7,98 |
| 82071211-50 | 12 G 1,5 | 0,7 | 16,7 | 378 | 13,3 |
| 82071212-50 | 12 G 2,5 | 0,7 | 18,4 | 507 | 7,98 |
| 82071411-50 | 14 G 1,5 | 0,7 | 17,7 | 422 | 13,3 |
| 82071412-50 | 14 G 2,5 | 0,7 | 19,5 | 571 | 7,98 |
| 82071611-50 | 16 G 1,5 | 0,7 | 18,6 | 466 | 13,3 |
| 82071612-50 | 16 G 2,5 | 0,7 | 20,5 | 635 | 7,98 |
| 82071811-50 | 18 G 1,5 | 0,7 | 19,8 | 519 | 13,3 |
| 82071812-50 | 18 G 2,5 | 0,7 | 21,8 | 709 | 7,98 |
| 82071911-50 | 19 G 1,5 | 0,7 | 20,2 | 541 | 13,3 |
| 82071912-50 | 19 G 2,5 | 0,7 | 22,3 | 740 | 7,98 |
| 82072011-50 | 20 G 1,5 | 0,7 | 20,6 | 562 | 13,3 |
| 82072012-50 | 20 G 2,5 | 0,7 | 22,8 | 771 | 7,98 |
| 82072411-50 | 24 G 1,5 | 0,7 | 22,3 | 669 | 13,3 |
| 82072711-50 | 27 G 1,5 | 0,7 | 23,3 | 732 | 13,3 |
| 82073011-50 | 30 G 1,5 | 0,7 | 24,3 | 794 | 13,3 |

* Short product code. Must be completed with the corresponding characters for 'oversheath colour' and 'packaging'. Check the 'Miguélez product code' section on our web page, in 'Downloads'.
 ** Check the CPR-classified range and the range included in the certifications indicated for each product, as well as much more information about our products, on the website: www.miguellez.com
 *** Dimensional and weight values are approximate and subject to normal manufacturing tolerances.
 **** It is the sole responsibility of the end user to determine suitability of this product for its intended use and application. Please, consult the regulations, laws or standards that are applicable to each particular case. The installation systems and additional requirements established by any regulation, law and/or standards applicable to each particular case must be met.

MIGUÉLEZ S.L. v2024-01-2. Data contained in this document is merely informative and subject to any type of modification by MIGUÉLEZ S.L. without prior notice. They do not result in an offer or contractual commitment.